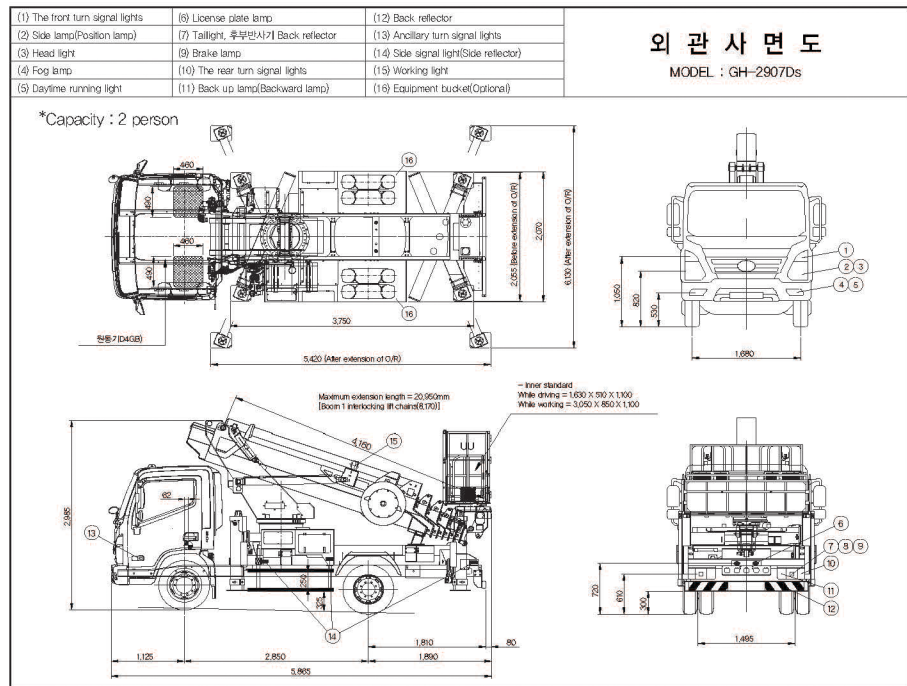
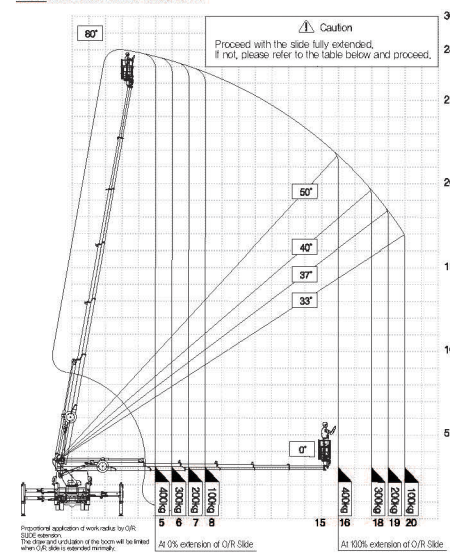


GH-2907Ds 제원표

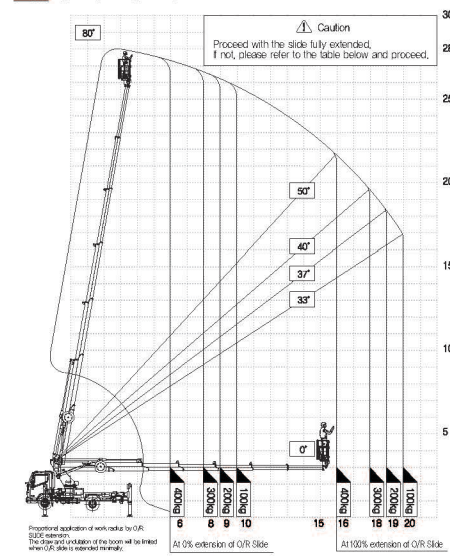
구분	항목	단위	사항
차량 제원	전장	mm	5,880
	전고	mm	2,970
	전폭	mm	2,060
	사시	-	HYUNDAI 3.5TON
	속거	mm	2,850
적입 반경	직업반경	M	20M(100kg) ~ 16M(400kg)
	작업높이	M	26 (탑승할 바닥높이)
	작업하중	Kg	최대 400kg (탑승인원 2명포함)
몸	형식	-	7단 / 8기(STRENX 700MC)
	작동방식	-	7단 리프트 체인 연동
린 테이블	형식	-	유압식 (다들 잠금속기)
	작동방식	도	최회전 130° / 우회전 130°
안정기 슬라이드	형식	-	V - A TYPE
	작동방식	-	4 x 3단 연동
안정기 적	확장후폭	mm	좌우 : 6,130 / 전후 : 5,420
	스트로크	mm	800
탑 승 함	최대하중경사	도	-1.0° 에서 +1.0° 까지
	일반	mm	1,630 x 510 x 1,100
제어 방식	확장시	mm	3,050 x 850(1,050) x 1,100
	수평작동	-	유압식 (유압동조실린더)
안전 장치 (AML)	유선	-	OPTION
	수동	-	기 브레이크 조작
편의 장치	1. 몸 인슐레이션과 작업하중별 적입반경 제한장치 적용		
	2. 안정기 확장폭별 적입반경 제한장치 적용		
	3. 안정기 전복감지센서 적용		
	4. 안전벨트, 비상정지, 비상탈출 적용		
	5. 탑승함 220V 전기작업		
6. 인버터 8.5kw, 150A x2 보조배터리			
7. 서지작업용, 측면후진등, 절멸 촉반 안전표시등 적용			
8. 양수레바			
9. 탑승함 안전 LED 표시등 적용			



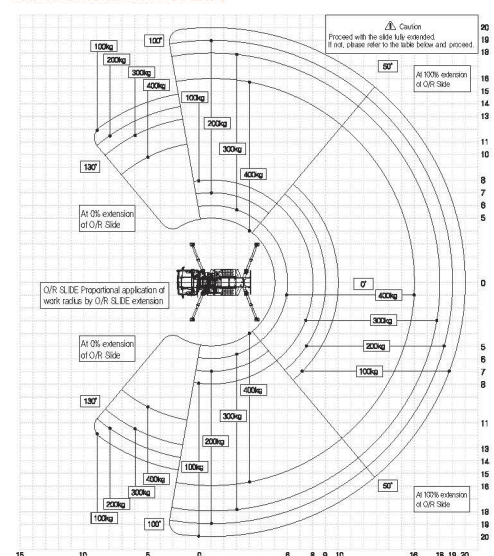
GH-2907Ds 측방 작업반경도 SIDE WORKING RANGE DIAGRAM



GH-2907Ds 후방 작업반경도 REAR WORKING RANGE DIAGRAM



GH-2907Ds 회전방향 작업반경도 ROTATE WORKING RANGE DIAGRAM



# Giheung High place operation car

## GH-2907Ds

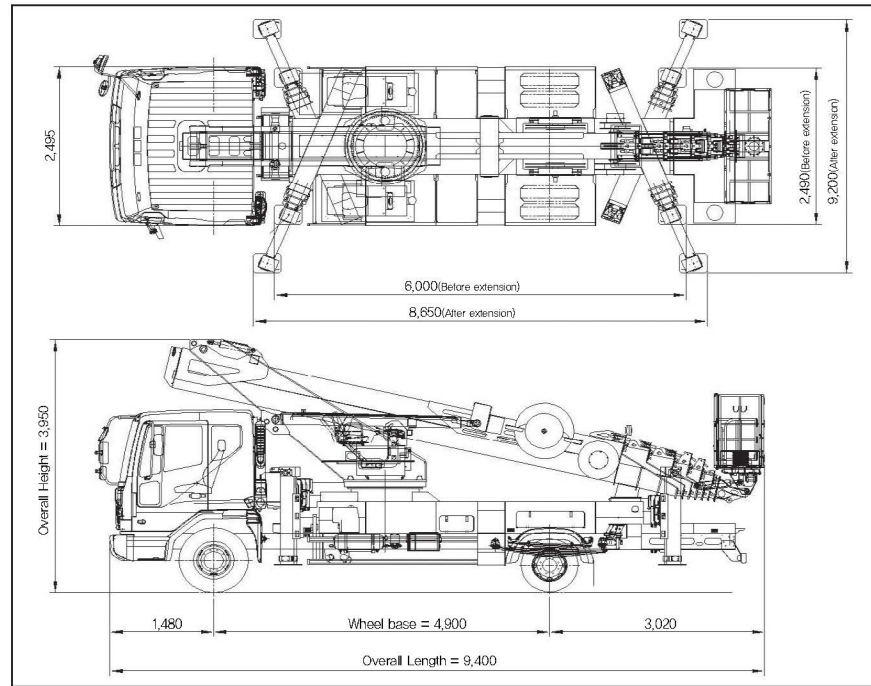


**Giheung Industry Co.,Ltd.**  
http://www.ghisky.com/

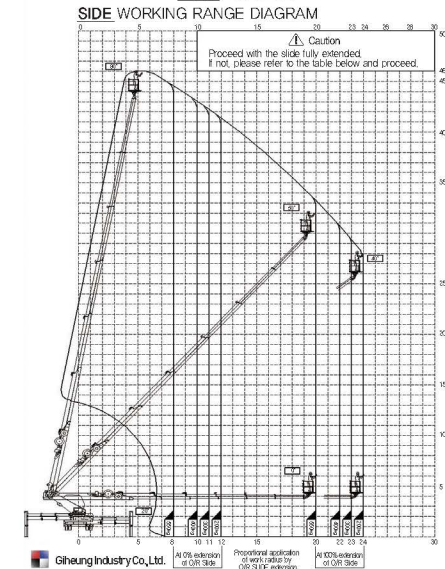
Head office : 142, Seogam-ro 3-gil, Iksan-si, Jeollabuk-do, Korea  
TEL +82-63-833-2468 / FAX +82-63-833-2469  
E - Mail : rlgmd2468@naver.com

GH-4607A Specification

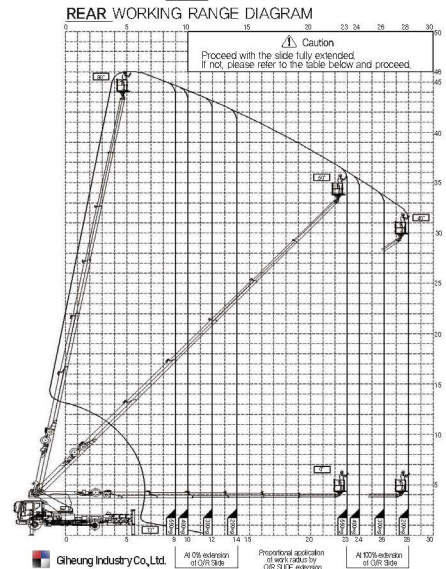
Division	Item	Unit	specification
차량 제원		mm	9,400
		mm	3,660
		mm	2,480
		-	TATA DAEWOO NOVUS (8ton)
Work range		mm	4,900
	Work radius	M	REAR : 28 / SIDE : 24
	Work height	M	44
	Work weight	Kg	2 persons or 550kg
Boom	Type	-	7-step 8-angles high-tension imported steel pipe
	Operation type	-	7 interlocking leaf chains
Turn-table	Type	-	Hydraulic/Planetary Gear Worm Reducer
	Rotation	Degree	Left : 130° / Right : 130°
Out-trigger Side	Type	-	V-A TYPE
	Operating Method	-	4 x 4-Dan Interworking
Out-trigger Jack	After Rise expansion width	mm	(L/R) : 9,125 / (Before & after) : 8,700
	Stroke	mm	1,000
Boarding box	The maximum allowable tilt	Degree	From -1.0° ~ +1.0° 까지
	Length x Width x Height	General(mm)	650 x 1,800 x 1,100
Control system	Horizontal operation	Extension(mm)	1,100 x 3,100 x 1,100
	Horizontal balance	-	Hydraulic/low rate synchronizing cylinder
안전 장치 (AML)	Operation	-	OPTION
	Remote control	-	Wireless
	Manual	-	Valve lever-type
편의 장치	1. 불 인출거리와 작업하중별 작업반경 제한장치 적용		
	2. 아웃트리거 확장폭별 작업반경 제한장치 적용		
	3. 아웃트리거 전복감지센서 적용		
	4. 안전밸브, 비상정지, 비상필름 적용		
선택 사양	1. 발송함 220V 전기작업		
	2. 인버터 8.5kw, 150A x2 보조배터리		
	3. 시차작업용, 측면우전동, 절원 속방 안전표시등 적용		
	4. 측면 비탈식 공구함, 장수레버 적용		
	5. 발송함 안전 LED 표시등 적용		



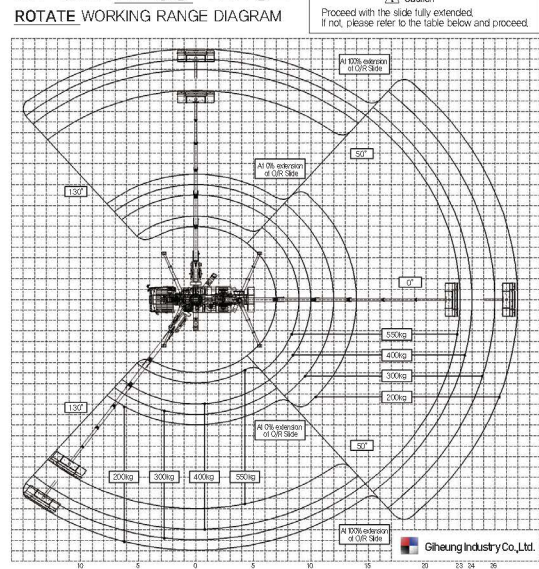
GH-4607A 측방 작업반경도



GH-4607A 후방 작업반경도



GH-4607A 회전방향 작업반경도



# Giheung High place operation car GH-4607A



Giheung Industry Co.,Ltd.

<http://www.ghisky.com/>

Head office : 142, Seogam-ro 3-gil, Iksan-si, Jeollabuk-do, Korea

TEL +82-63-833-2468 / FAX +82-63-833-2469

E - Mail : rlgmd2468@naver.com

## GH-4607A

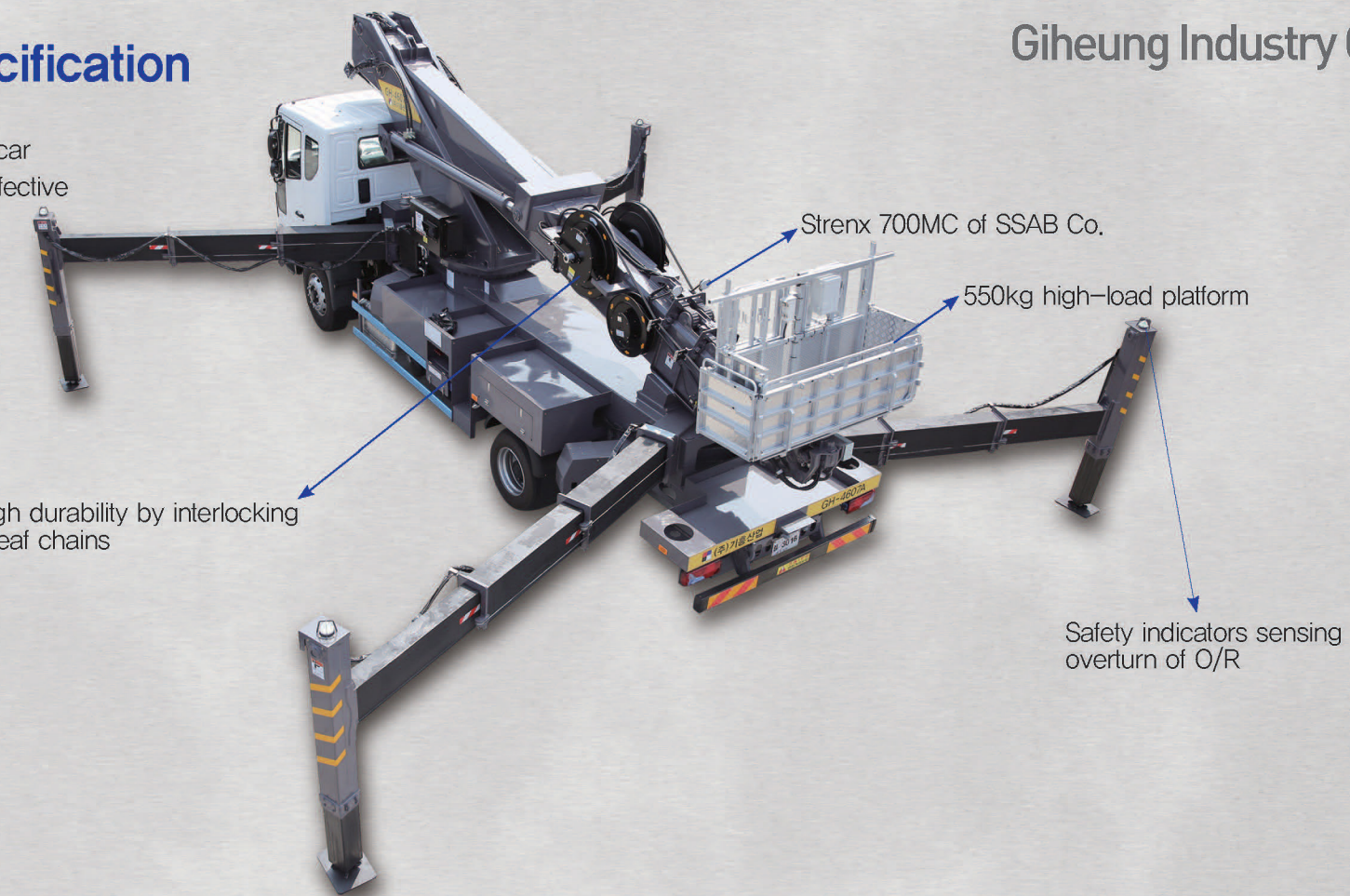
Our GiHeung High place operation car is proud of its high cost-effectiveness on equal work in its category, reflecting value change of our customers. We, GiHeung Industry Co. will consistently listen to customers and strive to develop the technology and user-oriented equipment.



Giheung Industry Co.,Ltd.

## GH-4607A Specification

GiHeung High place operation car  
Maximized efficiency by cost effective side work on equal category.



Giheung Industry Co.,Ltd.



Boom System

Super Strength of SSAB co.  
Strenx 700MC 6 interlocking leaf chains



O/R Controller

Visible&Convenient Control lever



AML

Ensure worker's safety with AML



Digital Load cell

Indicator with horizontality mark device



INVERTER

8,5KW Inverter